

# Johns Creek Gladiator Debates

Johns Creek, GA  
October 12-13, 2012

## Elimination Round Results in Division Three: Novice Policy

### Quarterfinal Round Results

Westminster Schools PW (Neg) defeated Milton JL  
Milton FM (Aff) defeated Westminster Schools CM  
Johns Creek PV (Neg) defeated Woodward Academy KP  
Chattahoochee CW (Neg) defeated Druid Hills JS

3-0 Nanjee, Nasir  
2-1 Foretich, Josh  
3-0 Travis, Kevin  
2-1 Foley, Sean

Post, Jenny  
White, Kristin  
Lack, Reuben  
Ashworth, Chel.

Davis, Jake  
\*Azimi, Matt  
Sharpe, Stacey  
\*Tirath, Somya

### Semifinal Round Results

Westminster Schools PW (Aff) defeated Chattahoochee CW  
Johns Creek PV (Neg) defeated Milton FM

2-1 \*Ilango, Riana  
3-0 Nanjee, Nasir

Muhammad, Hakeem  
Azimi, Matt  
Post, Jenny  
Lack, Reuben


### Final Round Results

Johns Creek PV & Westminster Schools PW

# Johns Creek Gladiator Debates -- Novice Policy

Johns Creek, GA  
October 12-13, 2012


## Prelim Contestants

	WINS	H/L	PTS	RKS	D H/L	OppWn	J VAR	RND
1. Westminster Schools PW (Luis Padilla & Allison Wise)	5	170	283.9	15	56.7	15	1.12	465
2. Milton FM (Oliver Flint & Sanat Mohapatra)	4	170.5	282.4	21	56.9	13	.85	398
3. Woodward Academy KP (Julia Khoury & Utkarsh Pandey)	4	170.1	283.6	22	57	14	1.17	562
4. Chattahoochee CW (Brandon Cho & Jake Wong)	4	170	281	23	56.5	16	.52	201
5. Druid Hills JS (Harris Johnson & Spencer Short)	4	169.7	281.7	20	56.69	11	.73	424
6. Johns Creek PV (Makaila Powe & Josh Vasil)	4	169.3	279.8	22	56.59	15	.31	429
7. Westminster Schools CM (Jason Ceto & Andres Malave)	4	168.8	280.5	17	56.6	15	.48	861
8. Milton JL (Harsh Jain & Larry Liu)	4	168.6	279.8	20	56.29	11	.33	252
9. Johns Creek DeLo (Blake Deng & Andrew Loftus)	4	167.9	278.9	20	56.3	13	.23	154
10. Woodward Academy MP (Nikhil Mardhekar & Akshay Patel)	3	170.1	283.3	22	57	12	.98	905
11. Sequoyah OW (Caitlin O'Kelley & Sarah Warner)	3	169.4	281.2	26	56.59	11	.7	723
12. Johns Creek JM (Mary Jiang & Miriam Mokhemar)	3	169.2	281.4	22	56.19	11	.89	932
13. Johns Creek DuLi (Tracy Du & Justin Lin)	3	168.1	281.1	28	55.7	13	.75	707
14. Johns Creek GT (Hersh Gupta & Derek Tang)	3	167.22	275.62	28.75	55.5	15	-.47	117
15. Druid Hills H  & Soraya Rouse)	3	166.7	276.6	29	55.7	12	-.28	398
16. Stratford Academy CJ (Robert Clarke & Harper James)	3	166.3	277.6	24	55	15	-.26	478
17. Milton HM (Katherine Hasser & Pooja Mehta)	3	166.3	274.8	29	55.49	10	-.64	835
18. Chattahoochee RW (Richard Red & Julian Wei)	3	166.3	274.7	23	55.5	18	-.63	336
19. Dunwoody KO (Lindsey Kirkland & Kyra O'Kelley)	3	166.01	277.11	28.75	55.41	10	-.3	413
20. Woodward Academy BV (Liliana Burgess & Pranay Vemulamada)	3	165.9	277.6	19	54.5	14	-.02	977
21. Johns Creek LP (Katherine Lim & Sriram Pulavarty)	2	167.8	278.6	24	56.3	12	.11	282
22. Chattahoochee SS (Henry Smith & Rohan Srivastava)	2	167.2	277.5	25	56	14	.12	389
23. Roswell AU (Felicia Agostini & Shahamat Uddin)	2	166.5	276.8	29	55.59	15	-.32	600
24. Chattahoochee MP (Sachin Mahajan & Patrick Pelli)	2	165	274.1	25	54.89	11	-.72	874
25. Univ. Nashville NS (Joe Noser & Arpan Sarkar)	2	164.9	274.7	26	55.7	14	-.6	427
26. Johns Creek DW (Mihir Dhoot & Matt Webster)	2	164.89	271.99	30	54.79	15	-1.17	124
27. Dunwoody RS (Darsy Ramirez & Samantha Servidio)	2	164.7	275.7	29	54.79	15	-.45	742
28. Wheeler GP (Drew Green & Stephen Pokowitz)	2	162.9	271.4	27	54.39	10	-1.26	699
29. Johns Creek PS (Kristen Park & Renee Sung)	2	157.74	260.74	30	52.13	10	-3.36	858
30. Chattahoochee GS (John Gane & Biran Shah)	1	167.5	277.6	24	56.1	12	.07	279
31. Houston County EM (Bailey Emmens & Regan Merrill)	1	166.3	275.2	26	55.8	14	-.49	889
32. Chattahoochee HS (Ashwin Haritsa & Neel Swamy)	1	165	270.7	22	55.1	12	-1.41	124
33. Univ. Nashville CS (Mitchell Coverstone & Katie Stallings)	1	164.8	273.5	30	54.89	14	-.76	345
34. Chattahoochee BH (Lexie Barnes & Christine Han)	1	162.6	271.6	29	53.9	12	-1.24	251
35. Chattahoochee CN (Cheyenne Cano & John Noble)	1	161.5	269.8	32	53.89	11	-1.67	852
36. Johns Creek BG (Isabella Bhole & Hannah Goodson)	1	159.29	265.99	32.5	53.18	15	-2.2	608
37. Johns Creek HR (Braden Howie & Hadar Regev)		161	269.4	30	53.9	11	-1.76	280

# Johns Creek Gladiator Debates -- Novice Policy

Johns Creek, GA  
October 12-13, 2012

## Prelim Speakers in Order

	H/L	PTS	D H/L	RKS	OppWn	J VAR	OppPt	RND
1. Julia Khoury (Woodward Academy KP)	85.79	142.6	28.79	8	14	.74	1385.2	402
2. Sanat Mohapatra (Milton FM)	85.6	142.6	28.5	8	13	.7	1382.69	742
3. Jake Wong (Chattahoochee CW)	85.6	141.1	28.5	9	16	.38	1396.43	264
4. Allison Wise (Westminster Schools PW)	85.39	142.7	28.49	5	15	.71	1384.29	494
5. Mary Jiang (Johns Creek JM)	85.3	142.2	28.49	8	11	.74	1376	821
6. Akshay Patel (Woodward Academy MP)	85.2	142.2	28.5	10	12	.6	1371.19	134
7. Jason Ceto (Westminster Schools CM)	85.2	141.6	28.5	6	15	.51	1394.62	642
8. Makaila Powe (Johns Creek PV)	85.2	141	28.5	7	15	.37	1383	304
9. Larry Liu (Milton JL)	85.1	141.3	28.4	7	11	.44	1373.89	578
10. Harris Johnson (Druid Hills JS)	84.89	141.9	28.39	7	11	.57	1380	960
11. Oliver Flint (Milton FM)	84.9	139.8	28.4	13	13	.14	1382.69	787
12. Luis Padilla (Westminster Schools PW)	84.7	141.2	28.3	10	15	.41	1384.29	888
13. Tracy Du (Johns Creek DuLi)	84.59	141.4	27.99	12	13	.54	1382	599
14. Nikhil Mardhekar (Woodward Academy MP)	84.6	141.1	28	12	12	.38	1371.19	789
15. Sarah Warner (Sequoyah OW)	84.59	140.5	28.19	13	11	.33	1383.3	972
16. Sriram Pulavarty (Johns Creek LP)	84.6	140.3	28.1	9	12	.25	1386.71	352
17.  (Druid Hills H)	84.5	141.1	28	9	12	.42	1382	897
18. Caitlin O'Kelley (Sequoyah OW)	84.5	140.7	28.5	13	11	.37	1383.3	231
19. Biran Shah (Chattahoochee GS)	84.5	140.2	28.5	8	12	.31	1380.5	502
20. Pooja Mehta (Milton HM)	84.39	140.4	28.29	10	10	.28	1378.3	731
21. Brandon Cho (Chattahoochee CW)	84.39	139.9	27.99	14	16	.14	1396.43	725
22. Andrew Loftus (Johns Creek DeLo)	84.39	139.6	28.19	9	13	.14	1391.1	528
23. Utkarsh Pandey (Woodward Academy KP)	84.3	141	28.2	14	14	.42	1385.2	417
24. Spencer Short (Druid Hills JS)	84.3	139.8	28	13	11	.15	1380	694
25. Kyra O'Kelley (Dunwoody KO)	84.12	140.62	27.99	8.75	10	.26	1390.5	818
26. Sachin Mahajan (Chattahoochee MP)	84.1	139.8	28	6	11	.19	1365.49	459
27. Shahamat Uddin (Roswell AU)	84	139.3	28	12	15	.02	1380.29	214
28. Miriam Mokhemar (Johns Creek JM)	83.89	139.2	27.99	14	11	.14	1376	239
29. Josh Vasil (Johns Creek PV)	83.9	138.8	28	15	15	-.07	1383	236

# Johns Creek Gladiator Debates -- Novice Policy


Johns Creek, GA  
October 12-13, 2012

## Prelim Speakers in Order

	H/L	PTS	D H/L	RKS	OppWn	J VAR	OppPt	RND
30. Robert Clarke (Stratford Academy CJ)	83.8	139.9	28	10	15	.09	1378.14	456
31. Hersh Gupta (Johns Creek GT)	83.71	138.12	27.99	15	15	-.18	1392.75	351
32. Henry Smith (Chattahoochee SS)	83.7	138.7	28	13	14	.05	1373.96	178
33. Andres Malave (Westminster Schools CM)	83.6	138.9	28.1	11	15	-.03	1394.62	672
34. Justin Lin (Johns Creek DuLi)	83.5	139.7	27.9	16	13	.2	1382	155
35. Blake Deng (Johns Creek DeLo)	83.49	139.3	27.79	11	13	.08	1391.1	835
36. Rohan Srivastava (Chattahoochee SS)	83.5	138.8	28	12	14	.07	1373.96	561
37. Derek Tang (Johns Creek GT)	83.5	137.5	27.5	13.75	15	-5.8	1392.75	406
38. Regan Merrill (Houston County EM)	83.39	136.7	28.19	14	14	-.43	1364.67	378
39. Julian Wei (Chattahoochee RW)	83.2	138.5	28	10	18	-.09	1396.2	508
40. Harsh Jain (Milton JL)	83.2	138.5	28	13	11	-.12	1373.89	292
41. Katherine Lim (Johns Creek LP)	83.1	138.3	28	15	12	-.15	1386.71	324
42. Richard Red (Chattahoochee RW)	83.1	136.2	27.5	13	18	-.55	1396.2	377
43. Neel Swamy (Chattahoochee HS)	83.1	135.4	27.8	10	12	-.7	1371.24	203
44. Samantha Servidio (Dunwoody RS)	83	138.8	27.7	13	15	-.04	1400.4	971
45. Arpan Sarkar (Univ. Nashville NS)	83	138.7	28.1	10	14	-.03	1389.8	167
46. Pranay Vemulamada (Woodward Academy BV)	83	138.6	27.4	10	14	-.05	1392.1	388
47. John Gane (Chattahoochee GS)	83	137.4	27.6	16	12	-.25	1380.5	200
48. Liliana Burgess (Woodward Academy BV)	82.8	139	27.3	9	14	.03	1392.1	590
49. Bailey Emmens (Houston County EM)	82.8	138.5	27.5	12	14	-.07	1364.67	220
50. Felicia Agostini (Roswell AU)	82.6	137.5	27.6	17	15	-.34	1380.29	860
51. Harper James (Stratford Academy CJ)	82.5	137.7	27.1	14	15	-.35	1378.14	970
52. Matt Webster (Johns Creek DW)	82.5	135.5	27.5	15	15	-.69	1394.5	335
53. Darsy Ramirez (Dunwoody RS)	82.39	136.9	26.99	16	15	-.42	1400.4	762
54. Mitchell Coverstone (Univ. Nashville CS)	82.39	136.2	27.49	17	14	-.49	1394.2	482
55. Katie Stallings (Univ. Nashville CS)	82.3	137.3	27.5	13	14	-.27	1394.2	224
56. Mihir Dhoot (Johns Creek DW)	82.28	136.49	27.29	15	15	-.49	1394.5	262
57. Drew Green (Wheeler GP)	82	136.3	27.4	12	10	-.51	1379.7	969
58. Joe Noser (Univ. Nashville NS)	81.9	136	27.6	16	14	-.57	1389.8	369
59. Ashwin Haritsa (Chattahoochee HS)	81.89	135.3	27.29	12	12	-.72	1371.24	837
60. Katherine Hasser (Milton HM)	81.89	134.4	27.19	19	10	-.92	1378.3	489
61. Lindsey Kirkland (Dunwoody KO)	81.89	136.49	27.29	20	10	-.56	1390.5	641
62. Christine Han (Chattahoochee BH)	81.6	135.9	27.1	13	12	-.6	1379.59	271
63. Lexie Barnes (Chattahoochee BH)	81.6	135.7	27.3	16	12	-.64	1379.59	387
64. Soraya Rouse (Druid Hills H)	81.5	135.5	27.2	20	12	-.7	1382	736
65. Cheyenne Cano (Chattahoochee CN)	81.2	135.2	27	16	11	-.78	1384.9	891
66. Stephen Pokowitz (Wheeler GP)	81.2	135.1	27	15	10	-.75	1379.7	198
67. Patrick Pelli (Chattahoochee MP)	80.7	134.3	26.9	19	11	-.91	1365.49	487
68. John Noble (Chattahoochee CN)	80.6	134.6	26.8	16	11	-.9	1384.9	799
69. Braden Howie (Johns Creek HR)	80.49	134.9	26.89	15	11	-.84	1369.3	512
70. Hadar Regev (Johns Creek HR)	80.5	134.5	27	15	11	-.92	1369.3	895
71. Renee Sung (Johns Creek PS)	79.98	131.99	26.38	11.25	10	-1.36	1376.25	844
72. Isabella Bhole (Johns Creek BG)	79.95	133.25	26.65	16.25	15	-1.05	1392.37	370
73. Hannah Goodson (Johns Creek BG)	79.33	132.74	26.49	16.25	15	-1.15	1392.37	940
74. Kristen Park (Johns Creek PS)	77.75	128.75	26	18.75	10	-2.01	1376.25	212

# Johns Creek Gladiator Debates -- Novice Policy

Johns Creek, GA  
October 12-13, 2012

	ROUND 1	ROUND 2	ROUND 3	ROUND 4	ROUND 5		
Chattahoochee BH Chattahoochee	L AFF JC DuLi LaBelle, E	L Neg Westm CM Davis, Jak	L AFF Druid H Jani, Shah	L Neg JC DW Das, Aryam	W AFF JC HR Gray, Vinc	<b>1-4</b>	162.60 271.60
Lexie Barnes	27.4 1	26.9 4	27.4 3	27.3 4	26.7 4	81.60	135.70
Christine Han	26.5 4	27 3	27.8 2	27.5 3	27.1 1	81.60	135.90
Chattahoochee CN Chattahoochee	L AFF USN NS Thorpe, Ch	L Neg WA MP Azimi, Mar	L Neg JC DeLo Gray, Vinc	W AFF JC HR Travis, Ke	L AFF JC LP Madhusudan	<b>1-4</b>	161.50 269.80
Cheyenne Cano	27.2 3	27 3	27 4	26.2 3	27.8 3	81.20	135.20
John Noble	26.7 4	26.5 4	27.1 3	26.8 1	27.5 4	80.60	134.60
Chattahoochee CW Chattahoochee	L AFF Westm PW Seghal, De	W Neg JC LP Rost, Math	W Neg Dunw KO Davis, Jak	W AFF Seq OW Leonard, J	W Neg JC GT Cloud, Cha	<b>4-1</b>	170.00 281.00 4th Seed
Brandon Cho	27 3	28 3	27.9 3	28.5 3	28.5 2	84.39	139.90
Jake Wong	26 4	28.5 1	28.1 2	29.5 1	29 1	85.60	141.10 3rd Spkr
Chattahoochee GS Chattahoochee	L Neg WA BV Davis, Jak	L AFF Seq OW Foretich,	L AFF JC LP Granville,	W Neg JC BG LaBelle, E	L AFF Dunw KO Koo, Hyely	<b>1-4</b>	167.50 277.60
John Gane	27.4 4	28 3	28 4	26.4 2	27.6 3	83.00	137.40
Biran Shah	27.5 3	28.5 1	28.5 2	27.2 1	28.5 1	84.50	140.20
Chattahoochee HS Chattahoochee	L Neg Dunw RS Foretich,	W AFF JC PS Watford, E	L AFF JC JM Madhusudan	L Neg Druid H Sharma, Ja	L AFF Rosw AU Seghal, De	<b>1-4</b>	165.00 270.70
Ashwin Haritsa	26.5 3	25 1	28.1 4	27.3 3	28.4 1	81.89	135.30
Neel Swamy	27 2	24 2	28.3 2	27.8 2	28.3 2	83.10	135.40
Chattahoochee MP Chattahoochee	L Neg USN CS Sharma, Ja	W AFF Wheel GP Thorpe, Ch	W AFF JC BG Smith, Aar	L Neg MiltonJL Nagalla, S	L AFF MiltonHM Ghazi, Lay	<b>2-3</b>	165.00 274.10
Sachin Mahajan	28.4 1	28 1	28.2 1	27.3 2	27.9 1	84.10	139.80
Patrick Pelli	27 4	26.9 3	27.5 4	26.1 4	26.8 4	80.70	134.30
Chattahoochee RW Chattahoochee	W AFF Druid H Azimi, Mar	W Neg JC DuLi Madhusudan	W AFF MiltonHM Sharma, Si	L Neg Westm PW Koo, Hyely	L Neg JC PV Rost, Math	<b>3-2</b>	166.30 274.70
Richard Red	28.1 2	28.1 2	27.5 2	27.5 3	25 4	83.10	136.20
Julian Wei	28.2 1	28.3 1	28 1	27 4	27 3	83.20	138.50
Chattahoochee SS Chattahoochee	L Neg MiltonFM Gray, Vinc	L AFF Druid JS Motte, Br	W AFF JC PS LaBelle, E	L Neg JC GT Madhusudan	W AFF USN CS Leonard, J	<b>2-3</b>	167.20 277.50
Henry Smith	27.2 4	28.5 2	26.5 2	28.5 3	28 2	83.70	138.70
Rohan Srivastava	27.3 3	28.2 3	26.9 1	28.4 4	28 1	83.50	138.80
Druid Hills H Druid Hills	L Neg Hooch RW Azimi, Mar	W AFF JC JM LaBelle, E	W Neg Hooch BH Jani, Shah	W AFF Hooch HS Sharma, Ja	L Neg WA KP Rivera, Re	<b>3-2</b>	166.70 276.60
 Soraya Rouse	28 3 27.9 4	27.9 2 26.1 4	28 1 27.3 4	28.5 1 27.2 4	28.7 2 27 4	84.50 81.50	141.10 135.50
Druid Hills JS Druid Hills	W AFF JC HR Schirmer,	W Neg Hooch SS Motte, Br	L Neg JC PV Raina, Mil	W AFF Dunw RS Davis, Jak	W Neg Strat CJ Foretich,	<b>4-1</b>	169.70 281.70 5th Seed
Harris Johnson	28.1 1	29 1	28.4 2	28.4 2	28 1	84.89	141.90
Spencer Short	28 2	28 4	28.3 3	28.5 1	27 3	84.30	139.80

# Johns Creek Gladiator Debates -- Novice Policy

Johns Creek, GA  
October 12-13, 2012

	ROUND 1	ROUND 2	ROUND 3	ROUND 4	ROUND 5		
Dunwoody KO Dunwoody	L AFF HoCo EM Thomas, Ea	W Bye	L AFF Hooch CW Davis, Jak	W Neg JC LP Cloud, Cha	W Neg Hooch GS Koo, Hyely	3-2	166.01 277.11
Lindsey Kirkland Kyra O'Kelley	27.1 4 28 2	27.3 4 28.1 1.8	27.5 4 28.5 1	27.5 4 28 2	27.1 4 28 2	81.89 136.49 84.12 140.62	
Dunwoody RS Dunwoody	W AFF Hooch HS Foretich,	L Neg WA KP Park, Ben	W AFF WA MP Thorpe, Ch	L Neg Druid JS Davis, Jak	L AFF JC DuLi Smith, Aar	2-3	164.70 275.70
Darsy Ramirez Samantha Servidio	26 4 27.5 1	28.5 4 29 3	28.5 1 27.7 3	26.9 3 26.8 4	27 4 27.8 2	82.39 136.90 83.00 138.80	
Houston County EM Houston County	W Neg Dunw KO Thomas, Ea	L AFF JC GT Pelham, TG	L AFF MiltonJL Seghal, De	L Neg Wheel GP Ghazi, Lay	L AFF JC PS Childs, Ja	1-4	166.30 275.20
Bailey Emmens Regan Merrill	27.5 3 28.3 1	28.7 1 28.2 3	28.1 4 28.2 3	27.2 2 27 3	27 2 25 4	82.80 138.50 83.39 136.70	
Johns Creek BG Johns Creek	L Neg MiltonJL Rost, Math	L AFF MiltonFM Childs, Ja	L Neg Hooch MP Smith, Aar	L AFF Hooch GS LaBelle, E	W Bye	1-4	159.29 265.99
Isabella Bhole Hannah Goodson	27.5 3 26.5 4	25.5 3 25.5 4	27.8 3 27.9 2	25.8 4 26.3 3	26.7 3.3 26.5 3.3	79.95 133.25 79.33 132.74	
Johns Creek DW Johns Creek	L AFF Rosw AU Watford, E	L Neg Westm PW Gray, Vinc	W Bye	W AFF Hooch BH Das, Aryam	L Neg WA MP Yang, Alis	2-3	164.89 271.99
Mihir Dhoot Matt Webster	26 3 25 4	27.3 4 27.5 3	27.3 3 27.1 3	27.7 2 28 1	28.2 3 27.9 4	82.28 136.49 82.50 135.50	
Johns Creek DeLo Johns Creek	L AFF WA KP Madhusudan	W Neg Rosw AU Raina, Mil	W AFF Hooch CN Gray, Vinc	W Neg WA MP Sharpe, St	W Neg WA BV Thurston,	4-1	167.90 278.90
Blake Deng Andrew Loftus	27.8 4 28.5 2	27.6 2 27.7 1	28.3 2 28.5 1	28.1 2 28.2 1	27.5 1 26.7 4	83.49 139.30 84.39 139.60	
Johns Creek DuLi Johns Creek	W Neg Hooch BH LaBelle, E	L AFF Hooch RW Madhusudan	W Neg WA BV Rost, Math	L AFF MiltonFM Rivera, Re	W Neg Dunw RS Smith, Aar	3-2	168.10 281.10
Tracy Du Justin Lin	27.3 2 27.2 3	27.8 4 27.9 3	29.5 2 29 3	28.8 3 28 4	28 1 27.6 3	84.59 141.40 83.50 139.70	
Johns Creek GT Johns Creek	W Bye Camb GJ Pavur, Jam	W Neg HoCo EM Pelham, TG	L Neg Westm CM Childs, Ja	W AFF Hooch SS Madhusudan	L AFF Hooch CW Cloud, Cha	3-2	167.22 275.62
Hersh Gupta Derek Tang	27.6 3 27.5 2.8	28.1 4 28.5 2	25.5 3 25 4	28.9 2 29 1	28 3 27.5 4	83.71 138.12 83.50 137.50	
Johns Creek HR Johns Creek	L Neg Druid JS Schirmer,	L AFF MiltonHM Cloud, Cha	L AFF Wheel GP Watford, E	L Neg Hooch CN Travis, Ke	L Neg Hooch BH Gray, Vinc	0-5	161.00 269.40
Braden Howie Hadar Regev	27.2 4 27.3 3	28 3 28 2	26.4 3 26.2 4	26.4 2 26 4	26.9 3 27 2	80.49 134.90 80.50 134.50	
Johns Creek JM Johns Creek	L AFF Westm CM Granville,	L Neg Druid H LaBelle, E	W Neg Hooch HS Madhusudan	W AFF USN CS Gray, Vinc	W Neg USN NS Raina, Mil	3-2	169.20 281.40
Mary Jiang Miriam Mokhemar	28.9 4 29.1 3	28 1 26.2 3	28.6 1 28.2 3	28.2 1 28 2	28.5 1 27.7 3	85.30 142.20 5th Spkr 83.89 139.20	

# Johns Creek Gladiator Debates -- Novice Policy

Johns Creek, GA  
October 12-13, 2012

	ROUND 1	ROUND 2	ROUND 3	ROUND 4	ROUND 5		
Johns Creek LP Johns Creek  Katherine Lim Sriram Pulavarty	L Neg Seq OW Raina, Mil 27 4 27.1 3	L AFF Hooch CW Rost, Math 27 4 28 2	W Neg Hooch GS Granville, 28.1 3 28.6 1	L AFF Dunw KO Cloud, Cha 28 3 28.5 1	W Neg Hooch CN Madhusudan 28.2 1 28.1 2	2-3	167.80 278.60  83.10 138.30 84.60 140.30
Johns Creek PS Johns Creek  Kristen Park Renee Sung	L AFF Strat CJ Cloud, Cha 27 4 28 2	L Neg Hooch HS Watford, E 24 4 24 3	L Neg Hooch SS LaBelle, E 26 4 26.1 3	W Bye   25.8 3.8 26.4 2.3	W Neg HoCo EM Childs, Ja 26 3 27.5 1	2-3	157.74 260.74  77.75 128.75 79.98 131.99
Johns Creek PV Johns Creek  Makaila Powe Josh Vasil	W Neg Wheel GP Smith, Aar 28.2 1 27.8 2	L AFF WA BV Wolozin, G 26.8 3 26.7 4	W AFF Druid JS Raina, Mil 28.5 1 28.1 4	W Neg Strat CJ Bearden, J 28.5 1 28.2 3	W AFF Hooch RW Rost, Math 29 1 28 2	4-1	169.30 279.80  6th Seed 85.20 141.00 8th Spkr 83.90 138.80
Milton FM Milton  Oliver Flint Sanat Mohapatra	W AFF Hooch SS Gray, Vinc 28.5 1 28.4 2	W Neg JC BG Childs, Ja 26 2 28 1	L AFF Strat CJ Sharma, Ja 28.4 4 28.5 3	W Neg JC DuLi Rivera, Re 28.9 2 29 1	W Neg Westm CM Azimi, Mar 28 4 28.7 1	4-1	170.50 282.40  2nd Seed 84.90 139.80 85.60 142.60 2nd Spkr
Milton HM Milton  Katherine Hasser Pooja Mehta	L AFF WA MP Motter, Br 27.5 4 28.4 3	W Neg JC HR Cloud, Cha 27.5 4 29 1	L Neg Hooch RW Sharma, Si 25 4 27 3	W AFF Rosw AU Thomas, Ea 27.2 4 28.3 1	W Neg Hooch MP Ghazi, Lay 27.2 3 27.7 2	3-2	166.30 274.80  81.89 134.40 84.39 140.40
Milton JL Milton  Harsh Jain Larry Liu	W AFF JC BG Rost, Math 28 2 28.5 1	W Neg USN NS Sun, Emily 27 2 27.5 1	W Neg HoCo EM Seghal, De 28.3 2 28.4 1	W AFF Hooch MP Nagalla, S 27.1 3 28.7 1	L Neg Westm PW Sharpe, St 28.1 4 28.2 3	4-1	168.60 279.80  8th Seed 83.20 138.50 85.10 141.30
Roswell AU Roswell  Felicia Agostini Shahamat Uddin	W Neg JC DW Watford, E 27 2 28 1	L AFF JC DeLo Raina, Mil 27.1 4 27.3 3	L AFF Westm PW Azimi, Mar 27.9 4 28 3	L Neg MiltonHM Thomas, Ea 27.6 3 28 2	W Neg Hooch HS Seghal, De 27.9 4 28 3	2-3	166.50 276.80  82.60 137.50 84.00 139.30
Sequoyah OW Sequoyah  Caitlin O'Kelley Sarah Warner	W AFF JC LP Raina, Mil 28.5 1 28.1 2	W Neg Hooch GS Foretich, 27.5 4 28.5 2	L AFF USN NS Motter, Br 28.5 3 28.3 4	L Neg Hooch CW Leonard, J 29 2 28.2 4	W AFF Wheel GP Davis, Jak 27.2 3 27.4 1	3-2	169.40 281.20  84.50 140.70 84.59 140.50
Stratford Academy CJ Stratford Academy  Robert Clarke Harper James	W Neg JC PS Cloud, Cha 28 1 27 3	W AFF USN CS Ghazi, Lay 27.8 1 27.1 4	W Neg MiltonFM Sharma, Ja 28.6 2 28.7 1	L AFF JC PV Bearden, J 28 4 28.4 2	L AFF Druid JS Foretich, 27.5 2 26.5 4	3-2	166.30 277.60  83.80 139.90 82.50 137.70
Univ. Nashville CS Univ. Nashville  Mitchell Coverstone Katie Stallings	W AFF Hooch MP Sharma, Ja 27.4 3 27.5 2	L Neg Strat CJ Ghazi, Lay 27.6 2 27.3 3	L AFF WA KP Nagalla, S 26.2 4 27.1 2	L Neg JC JM Gray, Vinc 27.5 4 27.9 3	L Neg Hooch SS Leonard, J 27.5 4 27.5 3	1-4	164.80 273.50  82.39 136.20 82.30 137.30

# Johns Creek Gladiator Debates -- Novice Policy

Johns Creek, GA  
October 12-13, 2012

	ROUND 1	ROUND 2	ROUND 3	ROUND 4	ROUND 5		
Univ. Nashville NS Univ. Nashville	W Neg Hooch CN Thorpe, Ch	L AFF MiltonJL Sun, Emily	W Neg Seq OW Motte, Br	L AFF WA BV Sharma, Si	L AFF JC JM Raina, Mil	2-3	164.90 274.70
Joe Noser Arpan Sarkar	27.6 2 28.1 1	26.7 4 26.8 3	29.1 2 29.2 1	25 4 26.5 3	27.6 4 28.1 2	81.90 136.00 83.00 138.70	
Westminster Schools CM Westminster Schools	W Neg JC JM Granville,	W AFF Hooch BH Davis, Jak	W AFF JC GT Childs, Ja	W Neg WA KP Thorpe, Ch	L AFF MiltonFM Azimi, Mar	4-1	168.80 280.50
Jason Ceto Andres Malave	29.4 1 29.3 2	27.7 1 27.1 2	27 1 26 2	29 1 28.4 2	28.5 2 28.1 3	85.20 141.60 7th Spkr 83.60 138.90	
Westminster Schools PW Westminster Schools	W Neg Hooch CW Seghal, De	W AFF JC DW Gray, Vinc	W Neg Rosw AU Azimi, Mar	W AFF Hooch RW Koo, Hyely	W AFF MiltonJL Sharpe, St	5-0	170.00 283.90
Luis Padilla Allison Wise	28.3 2 28.4 1	28.5 2 28.9 1	28.1 2 28.5 1	28 2 28.5 1	28.3 2 28.4 1	84.70 141.20 85.39 142.70 4th Spkr	1st Seed
Wheeler GP Wheeler	L AFF JC PV Smith, Aar	L Neg Hooch MP Thorpe, Ch	W Neg JC HR Watford, E	W AFF HoCo EM Ghazi, Lay	L Neg Seq OW Davis, Jak	2-3	162.90 271.40
Drew Green Stephen Pokowitz	27.5 3 27.4 4	27.4 2 26.5 4	26.6 2 27 1	27.7 1 26.9 4	27.1 4 27.3 2	82.00 136.30 81.20 135.10	
Woodward Academy BV Woodward Academy	W AFF Hooch GS Davis, Jak	W Neg JC PV Wolozin, G	L AFF JC DuLi Rost, Math	W Neg USN NS Sharma, Si	L AFF JC DeLo Thurston,	3-2	165.90 277.60
Liliana Burgess Pranay Vemulamada	28.4 2 28.6 1	27.1 2 27.4 1	29.5 1 28.5 4	26.7 2 27 1	27.3 2 27.1 3	82.80 139.00 83.00 138.60	
Woodward Academy KP Woodward Academy	W Neg JC DeLo Madhusudan	W AFF Dunw RS Park, Ben	W Neg USN CS Nagalla, S	L AFF Westm CM Thorpe, Ch	W AFF Druid H Rivera, Re	4-1	170.10 283.60
Julia Khoury Utkarsh Pandey	28.8 1 28.2 3	29 2 30 1	27.8 1 26.7 3	28.1 3 27.6 4	28.9 1 28.5 3	85.79 142.60 1st Spkr 84.30 141.00	3rd Seed
Woodward Academy MP Woodward Academy	W Neg MiltonHM Motte, Br	W AFF Hooch CN Azimi, Mar	L Neg Dunw RS Thorpe, Ch	L AFF JC DeLo Sharpe, St	W AFF JC DW Yang, Alis	3-2	170.10 283.30
Nikhil Mardhekar Akshay Patel	29 1 28.5 2	28 2 29 1	27.5 4 28.2 2	27.9 4 28 3	28.7 1 28.5 2	84.60 141.10 85.20 142.20 6th Spkr	